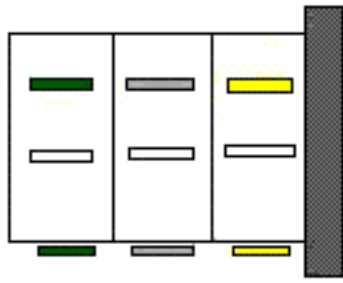


LOWER MAST MICRO SWITCH BLOCK



GREEN = MSW2
WHITE = MSW4
YELLOW = MSW3



SOCKET VIEW FROM WIRING SIDE

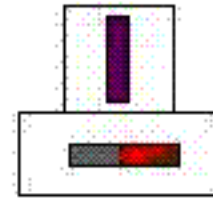
HARNESS PLUG



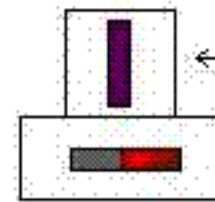
PLUG VIEW FROM WIRING SIDE

NOTE GREY IS USED IN DRAWING AS WHITE WOULD NOT SHOW CONNECTIONS

UPPER MAST MICRO SWITCH MSW1



SWITCH PLUG VIEW FROM WIRING SIDE



PURPLE CABLE

HARNESS SOCKET



GREY AND RED/BROWN CABLES

VIEW FROM WIRING SIDE

LUMINATOR MAST MICRO SWITCH WIRING

D. deSouza-Kirby July 2008

Wolfe Designs Ltd